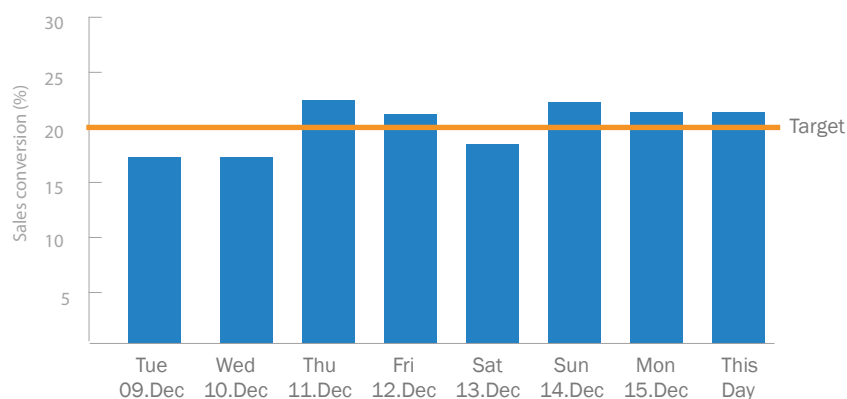


SALES CONVERSION REPORT

16/12/2014

Has your daily sales performance achieved your target? How do you improve your in-store operation ?

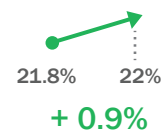


National Average

This Day: 22 %

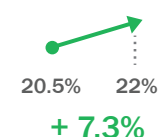
VS Last Week

21.8 %



VS Yesterday

20.5 %



Rank	Branch	This Day (%)	Changes from yesterday (%)	Sales Amount (£)	Trend
1	Edinburgh	25.7	↑ 3.2	3782	
2	Clapham	25.3	↑ 3.2	3528	
3	Bromley	25.1	↑ 3.1	3401	
4	Liverpool	25.0	↑ 3.5	2978	
5	Glasgow	24.9	↑ 3.0	2952	
6	Kingston	24.5	↑ 2.8	2714	
7	Shrewsbury	23.2	↑ 2.9	2812	
8	Walton-on-Thames	19.9	↑ 3.0	2931	
9	Tunbridge Wells	19.9	↑ 2.0	2836	
10	Bath	19.8	↑ 2.7	2613	
11	Aberdeen	19.8	↑ 1.0	2511	
12	Brighton	19.8	↓ 1.2	2301	
13	Blackrock, Dublin	19.7	↑ 2.3	2210	
14	Canterbury	19.6	↑ 2.1	2972	
15	Kilkenny, Ireland	19.6	↑ 1.5	2814	
16	Leamington Spa	19.5	↑ 1.0	2719	
17	Liffey Street, Dublin	19.5	↑ 0.8	2618	
18	Threadneedle	19.5	↓ 2.1	2419	
19	Dundrum, Dublin	19.4	↑ 1.3	2310	
20	Cork, Ireland	19.3	↑ 1.4	2308	
21	Nottingham	19.3	↑ 1.0	2182	
22	Guildford	19.3	↑ 0.5	2291	
23	Chester	19.3	↓ 1.3	2103	
24	Birmingham	19.2	↑ 3.0	2011	
25	Bicester Village	19.2	↑ 2.2	2910	
26	Victoria	19.2	↑ 0.5	2891	
27	Covent Garden	19.1	↑ 2.0	2281	
28	Kildare, Ireland	19.1	↑ 1.0	2179	
29	Norwich	19.0	↑ 2.0	2018	
30	Oxford	19.0	↑ 1.8	1982	
31	Manchester	19.0	↑ 1.6	1920	
32	York	19.0	↑ 1.0	1940	
33	Windermere	18.9	↑ 2.1	1950	
34	Winchester	18.9	↑ 2.0	1824	
35	Watford	18.9	↑ 1.8	1820	
36	Taunton	18.9	↑ 1.3	1804	
37	Trafford Centre	18.8	↑ 1.2	1629	
38	Solihull	18.8	↑ 0.5	1630	

Rank	Branch	This Day (%)	Changes from yesterday (%)	Sales Amount (£)	Trend
39	White City	18.7	↑ 2.3	1520	
40	Bluewater	18.7	↑ 1.4	1931	
41	Canary Wharf	18.7	↓ 0.4	1629	
42	Newbury	18.6	↑ 2.1	1492	
43	Reading	18.6	↑ 1.9	1182	
44	Stratford Upon Avon	18.6	↑ 1.5	1284	
45	Portsmouth	18.5	↑ 1.2	1026	
46	Cambridge	18.5	↑ 1.0	1927	
47	Richmond	18.5	↓ 1.5	1035	
48	Cardiff	18.5	↓ 1.3	1129	
49	Hereford	18.5	↓ 2.0	1209	
50	Stratford	18.4	↑ 2.3	1283	
51	Windsor	18.4	↑ 2.1	1285	
52	Putney Melvita	18.4	↑ 0.6	1042	
53	Cannon Street	18.3	↑ 1.2	1027	
54	Galway, Ireland	18.3	↑ 0.4	1029	
55	Leicester	18.3	↓ 0.2	927	
56	Blanchardstown	18.2	↑ 1.4	1027	
57	Gees Court	18.2	↑ 2.1	1192	
58	Bristol	18.2	↑ 1.8	1185	
59	Cheshire Oaks	18.2	↑ 1.5	1289	
60	Harrogate	18.2	↑ 0.2	1194	
61	Milton Keynes	18.1	↑ 1.4	1182	
62	Regent Street	18.1	↑ 1.0	1281	
63	Islington	18.1	↓ 1.2	1201	
64	Gateshead	18.0	↓ 1.0	1351	
65	Exeter	18.0	↓ 2.1	1104	
66	Leeds	17.9	↑ 2.1	1207	
67	Belfast, Ireland	17.5	↑ 1.9	1032	
68	Cheltenham	17.1	↑ 1.5	1024	
69	Salisbury	17.0	↑ 0.5	1028	
70	Chichester	17.0	↓ 0.2	1074	
71	High Wycombe	16.9	↑ 1.5	1192	
72	Newcastle	16.9	↑ 1.0	1192	
73	Kings Road	16.8	↑ 0.2	973	
74	Bury St Edmunds	16.7	↓ 0.3	912	
75	Lakeside	16.5	↓ 1.2	981	